



DELAWARE-MUNCIE METROPOLITAN PLAN COMMISSION

Delaware County Building, 100 West Main Street, Room 206, Muncie, IN 47305

TRANSPORTATION POLICY COMMITTEE

OF THE

DELAWARE-MUNCIE METROPOLITAN PLAN COMMISSION

RESOLUTION 24-42

WHEREAS, the Delaware-Muncie Metropolitan Plan Commission (DMMPC) is the Metropolitan Planning Organization (MPO), as designated by the Governor of the State of Indiana, for the Muncie Urbanized Area; and

WHEREAS, the Transportation Policy Committee (TPC) is the policy committee of the Metropolitan Planning Organization involved in the transportation planning process for the Muncie Urbanized Area; and

WHEREAS, the Indiana Department of Transportation (INDOT) has completed the annual process to establish jointly with the Indiana Criminal Justice Institute (CJI) and the MPO Council, Safety Performance Targets for the year 2025; and

WHEREAS, it was deemed appropriate for the DMMPC to plan and program projects so that they contribute toward accomplishing INDOT'S 2025 Safety Performance Targets; and

WHEREAS, the proposed MPO adoption of INDOT's 2025 Safety Performance Targets was reviewed and approved by the DMMPC Technical Advisory Committee at their meeting on July 11, 2024; and

WHEREAS, the proposed MPO adoption of INDOT's 2025 Safety Performance Targets was reviewed and approved by the DMMPC Transportation Policy Committee at their meeting on October 23, 2024.

NOW, THEREFORE, BE IT RESOLVED by the Transportation Policy Committee of the DMMPC as follows:

Section 1. That the Delaware-Muncie Metropolitan Plan Commission (DMMPC) has elected to formally adopt INDOT's Safety Performance Targets for the year 2025, established by INDOT as shown in Exhibit A.

Approved this 23rd day of October, 2024.

ATTEST:

Handwritten signature of Kayla Shawver in black ink, written over a horizontal line.

Kayla Shawver, Principal Planner
DMMPC – Muncie MPO

TRANSPORTATION POLICY COMMITTEE

BY:

Handwritten signature of Kylee Swackhamer in black ink, written over a horizontal line.

Kylee Swackhamer, Executive Director
DMMPC – Muncie MPO

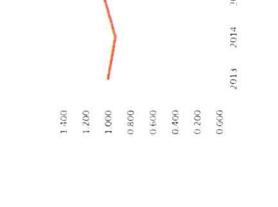
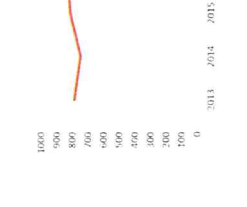
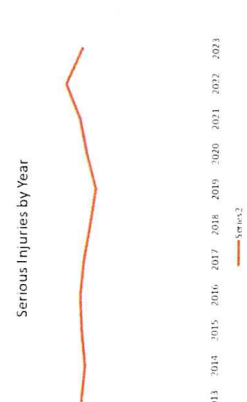
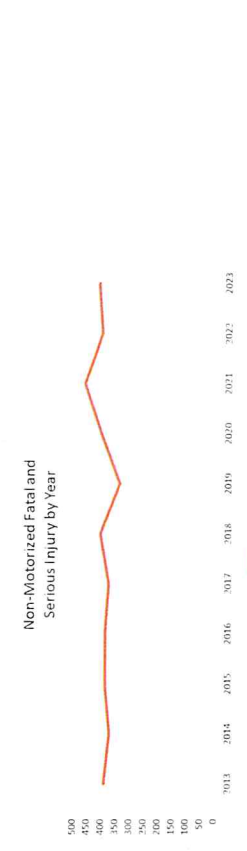
Resolution 24-42 Exhibit A

Annual Target Values and Projections	2012	2013	2014	2015	2016	2017	2018	2019	2020	2021	2022	2023	2024	2025	FARS & FHWA
Total Number of FARS/ARIES Fatalities	781	784	745	817	829	916	860	810	897	932	976	928	894.7	857.4	FARS Office
2% "Straight-Line" Annual Goal Projected Fatalities										932.0	913.4	894.7	876.1	857.4	INDOT CALCULATED
VMOT/(Hundred Million VMT)	789.23	783.11	789.04	788.19	826.11	817.52	815.29	827.19	766.67	786.40	901.03	901.03	901.54	910.53	INDOT PROJECTION
Rate of Fatalities (Per HMVMT)	0.990	1.000	0.940	1.040	1.000	1.120	1.050	0.980	1.170	1.185	0.955	0.993	0.972	0.942	ARIES Data
Counted Number of Serious Injuries **	3823	3453	3338	3434	3505	3388	3210	3062	3304	3513	3923	3468	3468	3468	INDOT ESTIMATED
2% "Straight Line" Annual Goal Projected Serious Injuries										3513	3442.7	3372.5	3302.2	3232.0	DO NOT RECORD
Rate of Serious Injuries (Per HMVMT)	4.844	4.409	4.231	4.357	4.243	4.145	3.938	3.701	4.310	4.467	3.598	3.743	3.663	3.550	Target Values
Number of Non Motorized Fatalities & Serious Inj.	405	389	371	385	372	405	405	336	402	460	398	410	410	410	
2% Annual Goal, Non-Motorized Bikes&Ped F&I										460	450.8	441.6	432.4	423.2	

* Rates are pending continued efforts to estimate VMT for 2022-2023
 **Number of Serious Injuries: 2014-2019 (Estimate (0.072*Inj)), 2020-2021 (Direct Count of Inj) Nature Codes)

Target Projections by 5-Year Average	2012	2013	2014	2015	2016	2017	2018	2019	2020	2021	2022	2023	2024	2025	I/JIA
5-Year Average Count of Fatalities					791.2	818.2	833.4	846.4	862.4	883.0	895.0	906.6	906.6	906.6	894.2
5-Year Average Fatalities: 2% Annual Goal Projected										883.0	865.3	847.7	830.0	812.4	TARGETS*
5-Year average VMT/(Hundred Million VMT)					795.14	800.79	807.23	814.86	810.56	810.56	820.61	830.48	847.63	862.50	891.27
Rate of Fatalities (Per HMVMT)					0.994	1.020	1.030	1.038	1.064	1.064	1.068	1.057	1.055	1.009	
Counted Number of Serious Injuries **					3510.7	3423.8	3375.3	3319.9	3293.9	3295.5	3306.4	3338.8	3338.8	3338.8	
2% Annual Goal Projected Serious Injuries										3295.5	3229.6	3163.7	3097.8	3031.9	<Target 1 Draft Proposed Target
Rate of Serious Injuries (Per HMVMT)					4.415	4.276	4.181	4.074	4.064	4.106	3.889	3.732	3.592	3.402	<HMVMT
Number of Non Motorized Fatalities & Serious Inj.					387.2	380.6	383.8	376.8	380.2	395.0	400.2	403.2	417.5	422.7	<Target 2 Draft Proposed Target
2% Annual Goal, Non-Motorized Bikes&Ped F&I										395.0	387.1	379.2	371.3	363.4	<Target 3 Draft Proposed Target
															<Target 4 Draft Proposed Target
															<Target 5 Draft Proposed Target

^ ICI/2024 One Year Target



Fatalities – 812.4 (Based on 2% yearly straight-line reduction starting in 2021)
 Serious Injuries – 3,031.9 (Based on 2% yearly straight-line reduction starting in 2021)
 Fatality Rate – 1.009 (Based on 2% yearly straight-line reduction starting in 2021)
 Serious Injury Rate – 3.402 (Based on 2% yearly straight-line reduction starting in 2021)
 VRU Fatalities and Serious Injuries – 363.4 (Based on 2% yearly straight-line reduction starting in 2021)